








HOW TO PREPARE THE WALL FOR MAGNETIC COMBINATIONS

Product	Finish	Product Code	Litre (l)	Weight (Kg)	Printability	
FERRO PAINT - Magnetic receptive coating for wall						
	FERRO Paint	black matt	PAINTWALL-08	0,8 L / can	1,6	to receive printed magnetic film

Where to use:	Product Features Magnetic Receptive Surface:
<p>Retail environments, classrooms, children's rooms, kindergartens, bedrooms, offices, recreation centers, museums, furniture surfaces, kitchens, bars and restaurants, etc.</p>	<ul style="list-style-type: none"> • The magnetic paint is not magnetic. It is magnetic receptive. • 100% water based, easy to apply and easy to clean • Low odor, no VOC, non-toxic and lead free. • Will not cause interference with electronic devices.
   	
<p>Note: The ferro paint used as a primer. It can't hold heavy magnets. It goes best with flexible magnets with a large contact surface like magnetic cards and flat frid-gemagnets. Clean the can and application tools with water. Store the paint at temperature of 0° to 50° and avoid direct sunlight.</p>	